Cheltenham Borough Council Corporate Risk Register Dashboard 2010 - 2011

Total number of Low Medium and High risks	Risk scores updated following SLT monitoring meeting											
Risks scoring	December	January	February	March	April	May	June	July	August	September	October	November
< than 7	10	10	10	9								
> than 10 but < 16	14	14	10	10								
> than 15 but < 25	8	8	9	9								
Total number of open risks	**32**	**32**	**29**	**28**	**0**	**0**	**0**	**0**	**0**	**0**	**0**	**0**
Number of risks closed per month by SLT since 01/01/2011			5	6								
Total number of risks on register	**32**	**32**	**34**	**34**		**0**	**0**	**0**	**0**	**0**	**0**	**0**

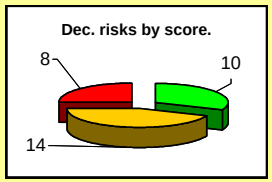

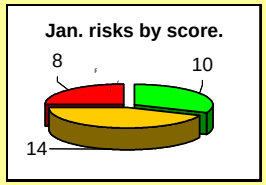

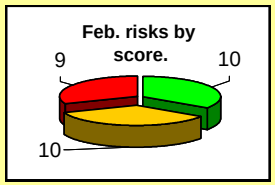

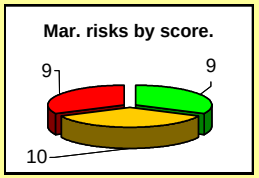

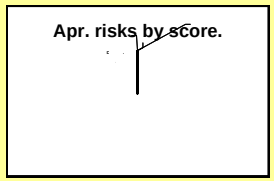









Total number of risks on target to meet deadline by score	Deadlines updated following monthly SLT monitoring meeting											
Low Risks	February	March	April	May	June	July	August	September	October	November	December	January
< than 7 on deadline	8	3										
< than 7 may not meet deadline	2	0										
< than 7 will not meet deadline	0	0										
Medium risks												
> than 10 but < 16 will meet deadline	8	12										
> than 10 but < 16 may not meet deadline	2	4										
> than 10 but < 16 will not meet deadline	0	0										
High risks												
>than 15 but < 25 will meet deadline.	7	7										
> than 15 but < 25 may not meet deadline	2	2										
>than 15 but < 25 will not meet deadline.	0	0										
Total number with deadline indicator	**29**	**28**	**0**	**0**	**0**	**0**	**0**	**0**	**0**	**0**	**0**	**0**